

OPEN SUITE
OPEN SUITE SUPERIOR
Pocket Product Presentation

OPEN SUITE – MKTG STORY & PRODUCT PLUS

UNIQUE SELLING PROPOSITION

The **industrial style** interpreted in an innovative **modular solution**, that designs spaces through **shapes, materials and light**.

BENEFIT & REASON WHY

For those who love to play with spaces, light and geometries, composing a monolithic structure in which glass, metal, wood can be combined with large LED panels to create a unique model.

Open Suite is suitable for every kind of kitchen, the modular solution is designed to allow a rapid composition of the product according to any different **need in installation (wall or island)**, **dimensions (based on 80 cm module)**, and **materials** for an inedited **industrial style result**.

Four preset configuration (Island 80, Island 160, Wall 80, Wall 160) can be both a complete solution or the base to start from and continue adding complements, that are shelves in glass (clear and smoke), metal, metal grid pattern, and wood ("Canaletto walnut" provided by Elica or a custom one) but also full light panel and an additional aspiration module.

The structure is built using **elegant soft black trellises** and the hood element aspiration inlet is enriched by **cast iron look grids**.

The extended 28W led panel adapts to each mood, both in **intensity (dimmer)** and **colour (tune white)**, while suction effectively and silently eliminates all odors from the environment.

A new and **powerful double suction unit** has been specially designed to work in **filtering mode**, with specific mattress-like odor filters (Long Life).

The **Elica WiFi technology** allows to remotely monitor and control lights, suction and manage product maintenance via **app Elica Connect or voice control (Alexa)**.



OPEN SUITE – SPECS AT A GLANCE

The industrial style interpreted in an innovative modular solution, that designs spaces through shapes, materials and light

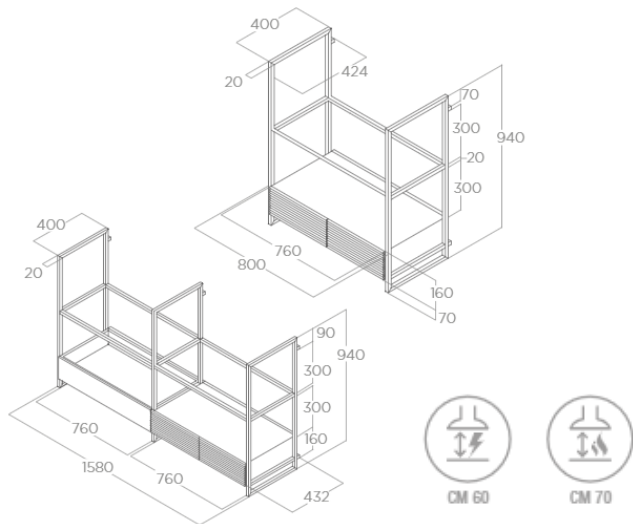
VERSION	Wall
DIMENSION	76 x 42 x 16 cm (extraction module)
FINISHING	Matt Black
USER INTERFACE	Touch Control 3S + B
LIGHT	Full Led Panel 14 W+Dimmer & Tune White
AIFLOW (BOOST)	526 m3/h (Recycling)
NOISE (MAX)	69 dBA (Recycling)

ACCESSORIES

KIT0166765	Regenerable carbon filter 2 pcs
KIT0167073	Extraction module kit (light included)
KIT0166964	Full Led module kit
KIT0166455	Extra clear glass shelf kit
KIT0166463	Smoked glass shelf kit
KIT0166470	Black metal shelf kit
KIT0166472	Wire mesh shelf kit
KIT0166475	Wooden shelf kit
KIT0166963	Trellis expansion kit
KIT0166768	Shelf frame kit

PRODUCT PLUS

- + MODULAR DESIGN
- + SMART INTERACTION
- + EASY MAINTENANCE
- + LONG LIFE FILTER
- + FULL LIGHT
- + DIMMER LIGHT
- + TUNE WHITE
- + CONNECTIVITY



PRF0166703 - OPEN SUITE BL/F/80*



PRF0167007 - OPEN SUITE BL/F/160**

OPEN SUITE SUPERIOR – SPECS AT A GLANCE

The industrial style interpreted in an innovative modular solution, that designs spaces through shapes, materials and light

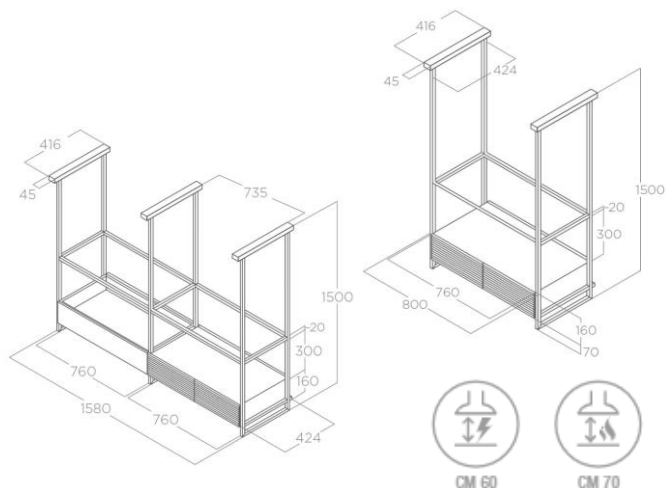
VERSION	Island
DIMENSION	76 x 42 x 16 cm (extraction module)
FINISHING	Matt Black
USER INTERFACE	Touch Control 3S + B
LIGHT	Full Led Panel 14 W+Dimmer & Tune White
AIFLOW (BOOST)	526 m3/h (Recycling)
NOISE (MAX)	69 dBA (Recycling)

ACCESSORIES

KIT0166765	Regenerable carbon filter 2 pcs
KIT0167079	Extraction module kit (light included)
KIT0166961	Full Led module kit Superior
KIT0166455	Extra clear glass shelf kit
KIT0166463	Smoked glass shelf kit
KIT0166470	Black metal shelf kit
KIT0166472	Wire mesh shelf kit
KIT0166475	Wooden shelf kit
KIT0166962	Trellis expansion kit Superior
KIT0166768	Shelf frame kit

PRODUCT PLUS

- + MODULAR DESIGN
- + SMART INTERACTION
- + EASY MAINTENANCE
- + LONG LIFE FILTER
- + FULL LIGHT
- + DIMMER LIGHT
- + TUNE WHITE
- + CONNECTIVITY



PRF0165965 - OPEN SUITE SUP BL/F/80*




PRF0166771 - OPEN SUITE SUP BL/F/160**

OPEN SUITE MODULARITY

MODULES



OPEN SUITE SUPERIOR 80



OPEN SUITE 80



OPEN SUITE SUPERIOR 160



OPEN SUITE 160

MODULAR KITs (for island)

KIT0167079	Suction & light module
KIT0166961	Full Led module
KIT0166962	Trellis kit

MODULAR KITs (for wall)

KIT0167073	Suction & light module
KIT0166964	Full Led module
KIT0166963	Trellis kit

SHELVES (for both island – wall)

KIT0166455	Extra clear glass shelf kit
KIT0166463	Smoked glass shelf kit
KIT0166470	Black metal shelf kit
KIT0166472	Metal grid shelf kit
KIT0166475	Wooden shelf kit
KIT0166768	Shelf frame kit

COMPOSITION EXAMPLES



- 1 OPEN SUITE SUPERIOR 80**
- 1 KIT SHELF WOOD
- 1 KIT SHELF METAL GRID
- 1 KIT FRAME
- (1 FRAME reusable from OPEN SUITE SUPERIOR)



- 1 OPEN SUITE SUPERIOR 160**
- 2 KIT SHELF WOOD
- 2 KIT SHELF METAL GRID
- 2 KIT FRAME
- (2 FRAME reusable from OPEN SUITE SUPERIOR)



- 1 OPEN SUITE SUPERIOR 160**
- 1 LIGHT HOOD ADD ON ISLAND
- 2 KIT SHELF WOOD
- 1 KIT SHELF METAL
- 3 KIT SHELF METAL GRID
- 4 KIT FRAME
- (2 FRAME reusable from OPEN SUITE SUPERIOR)
- 1 KIT JUNCTION TRELLIS ISLAND



- 1 OPEN SUITE 80**
- 1 KIT SHELF GLASS
- 1 KIT FRAME



- 1 OPEN SUITE 160**
- 2 KIT SHELF GLASS
- 2 KIT FRAME



- 1 OPEN SUITE 160**
- 1 LIGHT HOOD ADD ON WALL
- 3 KIT SHELF WOOD
- 1 KIT SHELF GLASS
- 4 KIT FRAME
- 1 KIT JUNCTION TRELLIS WALL