

# S900TST6I

90 cm, FRIDGE AND FREEZER, 0T Model

BUILT-IN

INTEGRATED® SERIE

*Fhiaba*



## FEATURES

- Made in Italy
- TriMode™: Total Flexibility, make the bottom drawer a refrigerator, fresh food space, or freezer with the control menu
- OptiView™: OptiView LED lights
- EventLift™: Easily rearrange the shelving without removal using the EvenLift system
- ProVent™: Uniform air circulation maintains consistent temperatures throughout the appliance resulting in better food preservation
- Anti-bacterial Stainless Steel Interiors Drawers: Achieve the highest food quality by storing food in the stainless steel interiors & drawers that shields against the spread of bacteria
- Total No Frost: Temperature control helping mitigate cooling loss when opening the refrigerator door. No more frost build-up that requires defrosting
- Ice Maker: Get high-quality ice cubes in a variety of sizes
- Water Filter: Get pure water and crystal-clear ice thanks to the integrated water filter and ice maker
- SuperIce™: Temporarily increase ice cube production for gatherings and parties
- Ice Size: Easily switch between medium and large ice cubes
- EquiLance™: Achieve a seamless built-in look with Fhiaba's innovative door hinge
- Soft - Close System: State-of-the-art closing system ensures refrigerator crisper drawers close smoothly and quietly

## GENERAL PROPERTIES

Equilance Hinge	YES
Soft-Closing Glides	YES
Low Vibration	YES
OptiView (Led Light Spots)	YES
Shelves	3
Type Of Shelves	GLASS
Door Bins	3
Fridge Interior Drawers	2
Freezer Drawers	1
Evenlift Shelves	YES
Full Extension Shelves 90° Door Opening	NO
Full Extension Drawers 90° Door Opening	YES
Defrost Process	AUTOMATIC
Ice Maker With Water Filter	YES
Door Open Alarms	YES
Shopping Fridge	YES
Shopping Freezer	YES
Power Failure Alert	YES
Water Dispenser With Water Filter	NO

# S900TST6I

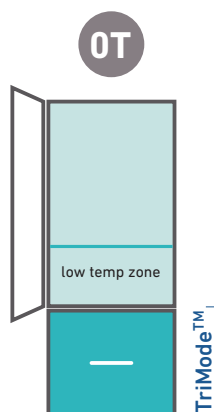

90 cm, FRIDGE AND FREEZER, OT Model

BUILT-IN

INTEGRATED® SERIE

## PRODUCT DETAIL

*Fhiaba*



1D | 1BD | 2M

**D** = door

**BD** = drawer

**M** = separate microclimates

CAPACITY	
Volume Compartment 1 (L)	425
Volume Compartment 2 (L)	/
Volume Compartment 3 (L)	131
Total Net Volume (L)	556
Total Gross Volume (L)	581
Compartment 1 / Upper wine cellar capacity (bottles)	/
Compartment 2 / Lower wine cellar capacity (bottles)	/
Compartment 3 / Bottom wine cellar capacity (bottles)	/

TECHNICAL DETAILS	
Total absorbed current (A)	2
Voltage (V)	220-240V
Frequency (Hz)	50/60 Hz
Power Cord Length (mm)	2
Plug Type	Tipo F (Schuko) 16A IEC13 10A
Climatic class	SN/T
Noise level (dB)	41
Refrigerant (gas)	R600a
Water connection / female attachment	female 3/4"

EFFICIENCY	
New Energy Label class	E
Energy consumption (kWh/year)	273

DIMENSIONS & WEIGHT	
Height of the product (closed weels) (mm)	2050
Adjustable feet height (mm)	25
Width of the product (mm)	899
Depth of Product without handle (mm)	610
Wall cavity height (mm)	2064
Wall cavity width (mm)	900
Wall cavity depth (mm)	650
Net Weight (kg)	191
Gross Weight (kg)	212

TEMPERATURE RANGES	
Climatic compartments	2
Compartment 1 / Upper temperature (°C)	from 2 to 8
Compartment 2 / Middle temperature (°C)	
Low temp zone	YES
Compartment 3 / Low temperature (°C)	from -15 to -22
Dual zone	NO

ACCESSORIES	
<ul style="list-style-type: none"> <li>Stainless steel sides panels</li> <li>Ice maker with water filter</li> <li>Water filtration system</li> <li>Joining kit</li> <li>Stainless steel tubular handle Ø30mm</li> <li>Stainless steel tubular handle Ø18mm</li> <li>Stainless steel panels</li> <li>Stainless steel portal for freestanding</li> <li>Extra length anti-tipping kit</li> <li>Anti-condensation</li> </ul>	<ul style="list-style-type: none"> <li>Cleaning kit</li> <li>Water filter cartridge</li> <li>FLD - Fhiaba Link Device</li> <li>Front ventilation kit</li> <li>90° Door stop</li> </ul>

# S900TST6I

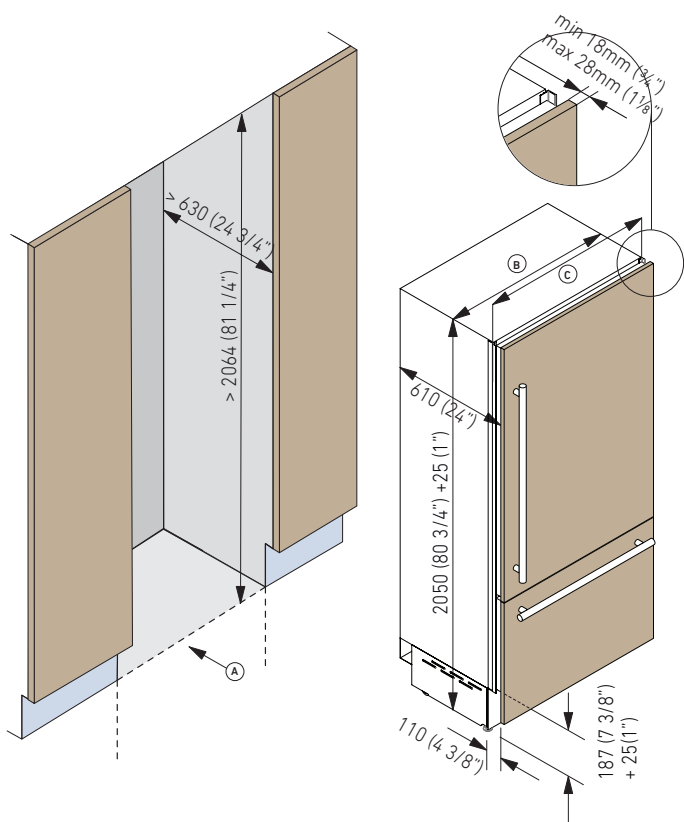
90 cm, FRIDGE AND FREEZER, OT Model

BUILT-IN

INTEGRATED® SERIE

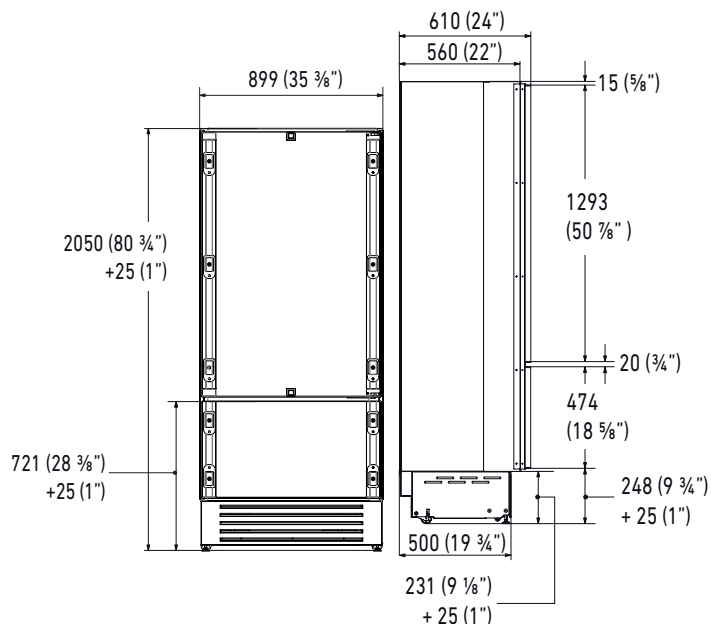
## PRODUCT SPECIFICATIONS AND DIMENSIONS

*Fhiaba*



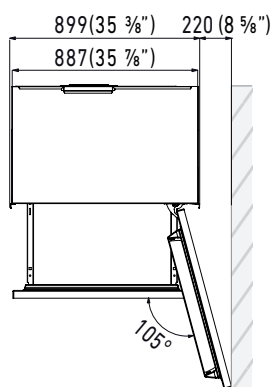
FRONT VIEW

SIDE VIEW

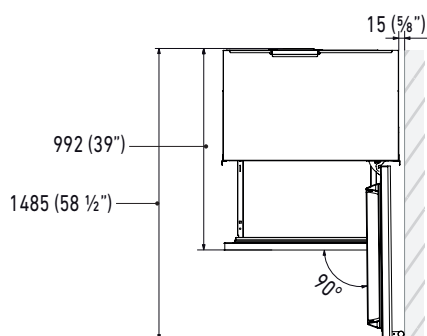


TECHNICAL DATA	
Niche Width <b>A</b> (mm)	900
Unit Width <b>B</b> (mm)	887
Unit Width with lateral frames <b>C</b> (mm)	899

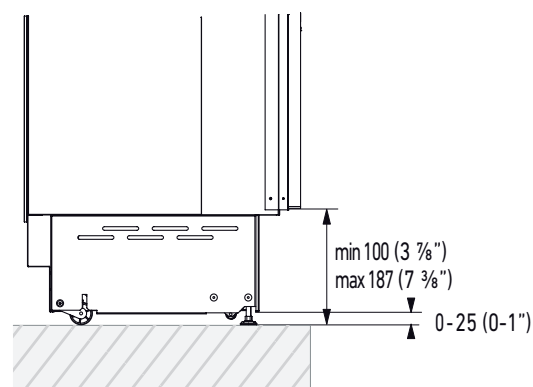
TOP VIEW,  
HINGE 105°



TOP VIEW,  
HINGE 90°



PLINTH SIZE



**i** For installation specifications, please consult with Fhiaba. For optimum installation, we recommend using the actual product as the best guide.

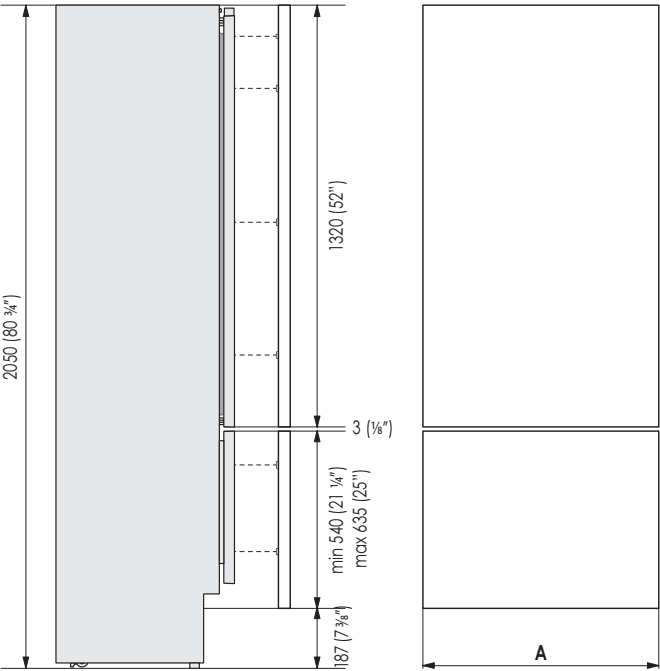
**i** Based on the adjustment of the feet and the height of the panel from the floor, the customer defines the perforated plinth to be installed on the equipment.

# S900TST6I

90 cm, FRIDGE AND FREEZER, OT Model  
BUILT-IN

INTEGRATED® SERIE

## CUSTOM PANELS INFORMATION



Serie	A
899 (90 cm)	897 (35 1/4")



### INTEGRATED PANEL RECOMMENDATIONS

Panels with thickness ranging between 18 mm and 28 mm

Door Panels Weight Max	23 kg
Drawer Panels Weight Max	11 kg



For installation specifications, please consult with Fhiaba.  
For optimum installation, we recommend using the actual  
product as the best guide.

# S900TST6I

90 cm, FRIDGE AND FREEZER, 0T Model

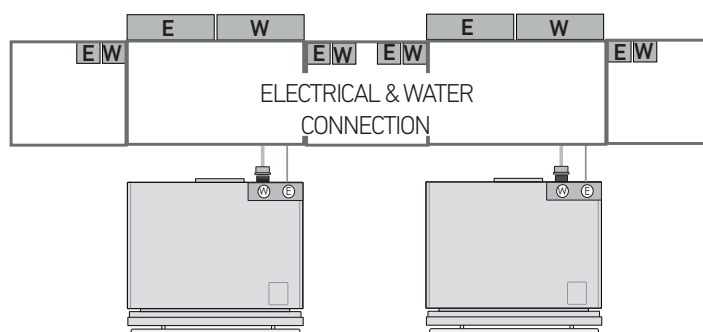
BUILT-IN

INTEGRATED® SERIE

## PRODUCT SPECIFICATIONS

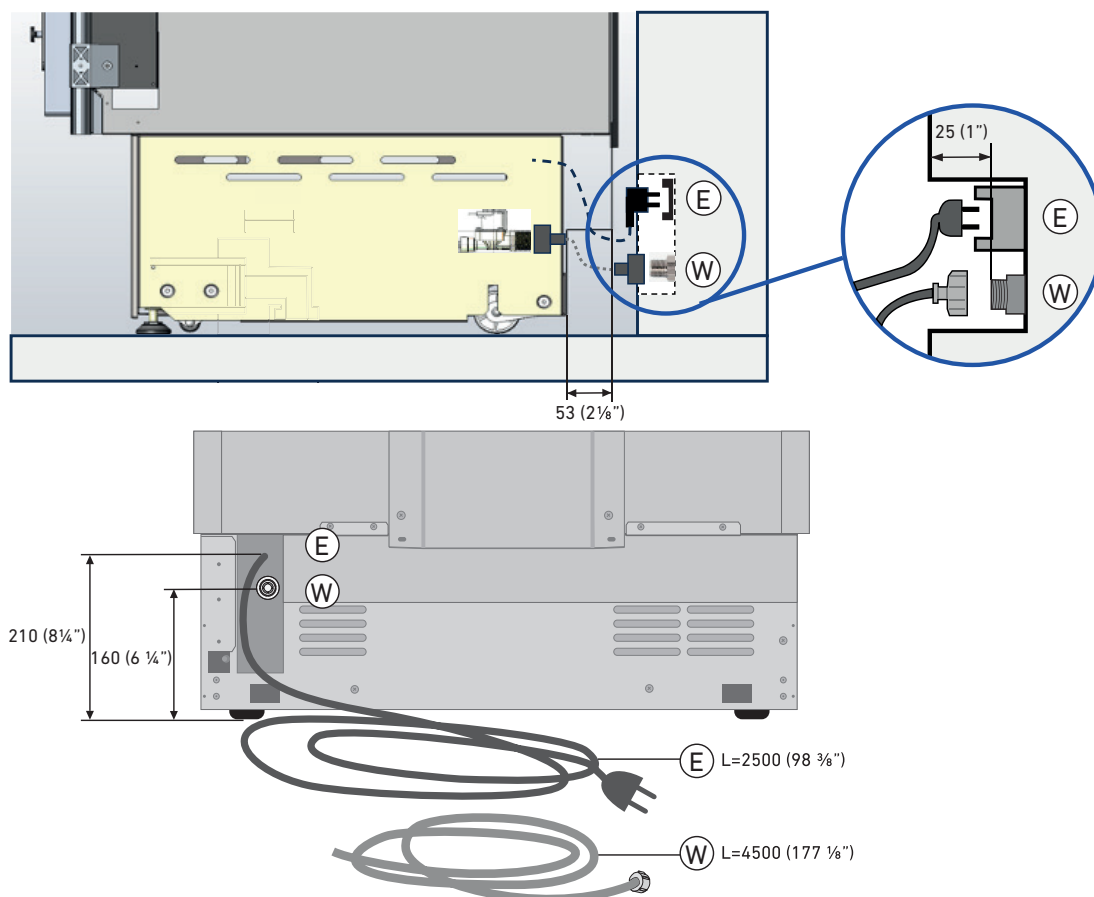
*Fhiaba*

### Electrical Connection



Electrical and water connections (if applicable) should be reachable without having to uninstall the appliance. If the connections must be made directly behind the appliance then it is recommended to recess those connections.

**IMPORTANT:** do not put the water shut-off valve behind the appliance where it will be inaccessible.



For installation specifications, please consult with Fhiaba. For optimum installation, we recommend using the actual product as the best guide.

f YouTube Instagram Twitter  
[www.fhiaba.com](http://www.fhiaba.com)